




# BOA Budget & Public Employees Committee Update: Rams Interest

*March 25, 2026*

## Current Priorities April - May 2026

**1 Resident support network coordination:**  
Improve navigation of recovery supports for residents.

**2 Visible debris removal & repairs:**  
Accelerate visible progress on demolition and repairs



## RECOVERED RESIDENTS

**10,000+** impacted households below 80% of the area median income

- ✓ **1,323 cases** across 40 Disaster Case Managers and Community Health Workers
- ✓ **112 leases / \$1.238M paid** for rental assistance
- ✓ **141 approved** for grants from impacted tenants fund
- ✓ **52 HHs transitioned** from emergency winter housing
- ✓ **11 of 30 available rental units** repaired with city funds occupied



## REPAIRED PROPERTIES

**7,000+** properties damaged, **7+** parks impacted, and **\*\*900K tons** of debris to be removed

- ✓ **166 homes** stabilized by City
- ✓ **20 homes** repaired by City (100 in pipeline)
- ✓ **18 buildings** demolished by City (33 underway)
- ✓ **152 private property debris removals**
- ✓ **59 private property tree removals**
- ✓ **6,000 estimated** public trees cut or trimmed
- ✓ **167K+ tons** debris removed (634K+ washing machines)

### What's Happening Next?



## REJUVENATED NEIGHBORHOODS

**800+** businesses & non-profits and **7 schools** in neighborhoods impacted

- ✓ **40 small businesses** supported with no-interest loans
- ✓ **3 of 7 St. Louis Public Schools** impacted reopened
- ✓ **1 of 3 neighborhood plans** in tornado zone drafted and adopted (2 still underway)

**March:** De-mobilize winter emergency sheltering

**April - June:** Scale home repair pilot and state and city-led private property demolitions; complete additional tree and stump removals and sidewalk repairs; advance integrated recovered residents strategy; secure next phase of funding for demo and repairs



## Resident Recovery Programs and Funding

### TOTAL RECOVERY FUNDING

TOTAL ALLOCATED:  
**\$364M**

- City (\$138M)
- Federal & State (\$226M)

CITY ALLOCATED:  
**\$138M**

- \$125M contracted/committed
- \$63M spent

**KEY:**  
| ACTIVE  
| LAUNCHING  
| ONGOING/ NO NEW APPLICATIONS

### RECOVERED RESIDENTS, \$74M

- Case Mgmt, \$4M** (Active)  
Connecting residents to resources to recover
- Housing Services, \$8M** (Active)  
Rental assistance, impacted tenants grant, and more for housing transition
- Warehouse, Supplies & Resilience Hubs, \$3M** (Active)  
Connecting residents with meals, supplies, case workers, counseling, and more
- Shelter, \$8M** (Active)  
Temporary shelter and supports to find stable housing
- Resident Support Services, \$6M** (Active)  
Funding non-profits to provide services (e.g., food, legal aid, mental health, utility assist.)
- FEMA Individual Assistance, \$45M** (Active)  
Cash assistance for housing and other needs

### REPAIRED PROPERTIES, \$261M

- Public Debris Removal, \$28M** (Active)  
Remove debris from streets & alleys and provide dumpsters
- City Infrastructure, \$2M** (Active)  
Repair traffic lights, street lights, street signs, and damage to parks and city buildings
- Sidewalk & Tree Restoration, \$1M** (Active)  
Repair sidewalks and restore lost tree canopy
- Vacant Unit Turns, \$3M** (Active)  
Make affordable vacant units available for residents

### REJUVENATED NEIGHBORHOODS, \$15M

- Neighborhood Planning, N/A** (Active)  
Funds to develop and adopt neighborhood plans for impact areas without formally adopted plans
- Long-Term Housing, \$15M** (Active)  
Funds for infill and other housing production
- Business Supports, N/A** (Active)  
\$2M available and \$250k awarded in zero-interest rate loans

- ADMINISTRATIVE/EMERGENCY, \$14M** (Active)  
  - Recovery Office, \$1M**, Dedicated staff and operating budget
  - Cost Recovery, \$2M** Consulting to maximize FEMA reimbursement
  - City Emergency Response, \$11M** Police, fire, and emergency costs



# Agenda for today

## **Recovery Office Strategic Updates**

Recovered Residents: Network Coordination

Repaired Properties: Demolition, Debris, Repairs

Resourced Plans: Funding Update

Next Steps and Questions

# Reminder: STLRecovers Vision, Mission and Strategy

<b>Vision</b>	Restoring our communities. Reimagining our future.			
<b>Mission</b>	Residents believe it's worth it to stay or return: <i>"My home is safe. My neighborhood has a future. There is a plan for me."</i>			
<b>Outcomes</b>	100% residents connected to support	100% eligible-homes repaired	100% debris removed	100% public infrastructure restored
<b>Strategic Pillars</b>  <i>What We Deliver</i>	<b>Recovered Residents</b>  <i>Keep residents safe and build a trusted path forward.</i>	<b>Repaired Properties</b>  <i>Preserve what we can, and clear what we can't.</i>	<b>Rejuvenated Neighborhoods</b>  <i>Reopen anchors, revive businesses, and restore momentum.</i>	
<b>Strategic Enablers</b>  <i>How Delivery Happens</i>	<b>Renewed Trust</b>  <i>Communicate clearly and often with proof that people can see and monitor.</i>	<b>Rallied Support</b>  <i>Mobilize political/ civic advocacy to secure decisions, funding, and action.</i>	<b>Resourced Plans</b>  <i>Get dollars out the door, identify unmet needs, and track them transparently.</i>	<b>Reported Results</b>  <i>Know who and what was impacted, what's been done, and what remains—and show it clearly.</i>



## Q2 2026 (April to June) Recovery Priorities

### Support Network Coordination



*Improve navigation of  
recovery supports for  
residents.*

### Visible Debris Removal & Repairs



*Accelerate visible progress  
on demolition and repairs  
in neighborhoods.*

# Key takeaways for today

- **Winter operations successfully demobilized and shifting focus to improving resident navigation experience** and long-term recovery support.
- **Top priority is visible neighborhood recovery** with focus on scaling demolition and repairs:
  - Launched **new Demolition Program for 250-275 structures** to be demolished by August
  - Launched **Rapid Repair/WRAP for 150-200 homes to be complete by October**; work continuing to accelerate into April
  - **Defining path forward on hazardous tree/stump removal and sidewalk repairs** with delays due to FEMA- eligible scope
- **City recovery spending expected to accelerate from \$63M spent in March to \$100M by June and \$120M by September** (total of \$138M city-managed of \$364M allocated)
- **We look forward to working with the Board of Alderman on an additional funding package** to continue and expand the much needed additional support for our residents

# Agenda for today

Recovery Office Strategic Updates

**Recovered Residents: Network Coordination**

Repaired Properties: Demolition, Debris, Repairs

Resourced Plans: Funding Update

Next Steps and Questions

# Recovered Residents Goals

**1. Connect eligible residents to case management**

**2. Demobilize winter sheltering operation with safe options**

**3. Enhance coordination across a network of providers**



# Recovered Residents Program Network

1

## Case Management

- 40 case workers across 7 agencies, working in one shared platform
- 1,323 DCM cases (+235 MoM)
  - 471 active
  - 487 in review for next tier of support
  - 304 closed
  - 46 on wait list (adding capacity)
  - 15 ineligible
- 637 HHs provided utility and other winter safety supports by IHN's CHWs
- 74 agencies with 90 services registered to support those in DCM

2

## Shelters

- Non-congregate Shelters (NCS): 639 eligible; 99 HHs placed
- **Demobilized:** Coordinated housing placement for NCS families across multiple service providers in region.

3

## Housing Supports

### Rental Assistance

- 456 applications received (+100 MoM)
- 185 applicants approved to date (+66 MoM)
- 140 denied (+65 MoM)
- 112 leases approved (+73 MoM) and \$1.238M paid

### Impacted Tenants Fund

- 392 applications received (+70 MoM)
- 141 applications approved (+29 MoM)
- 24 denied
- 247 incomplete applications
- \$191,630 approved

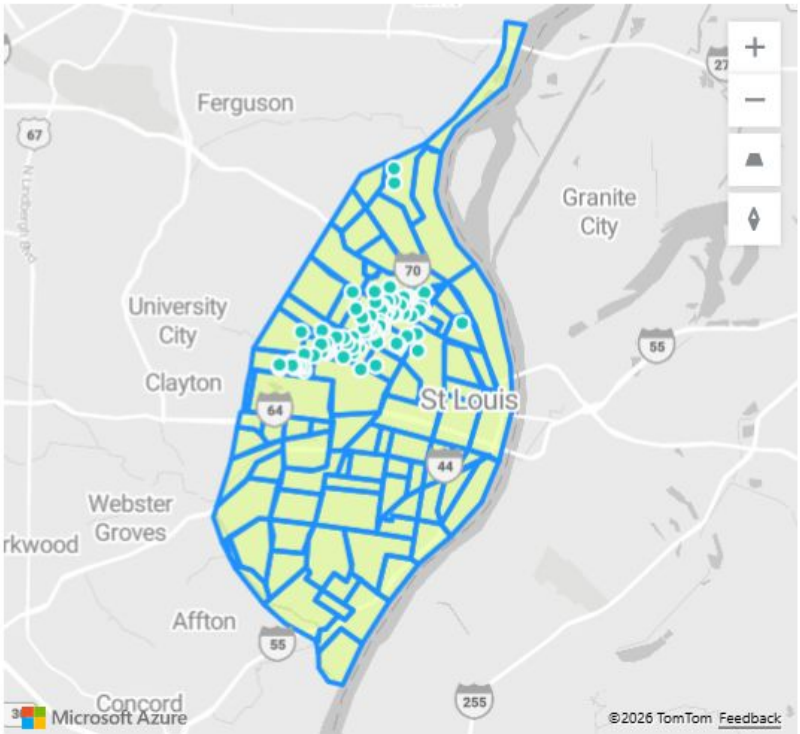
4

## Non Profit Supports

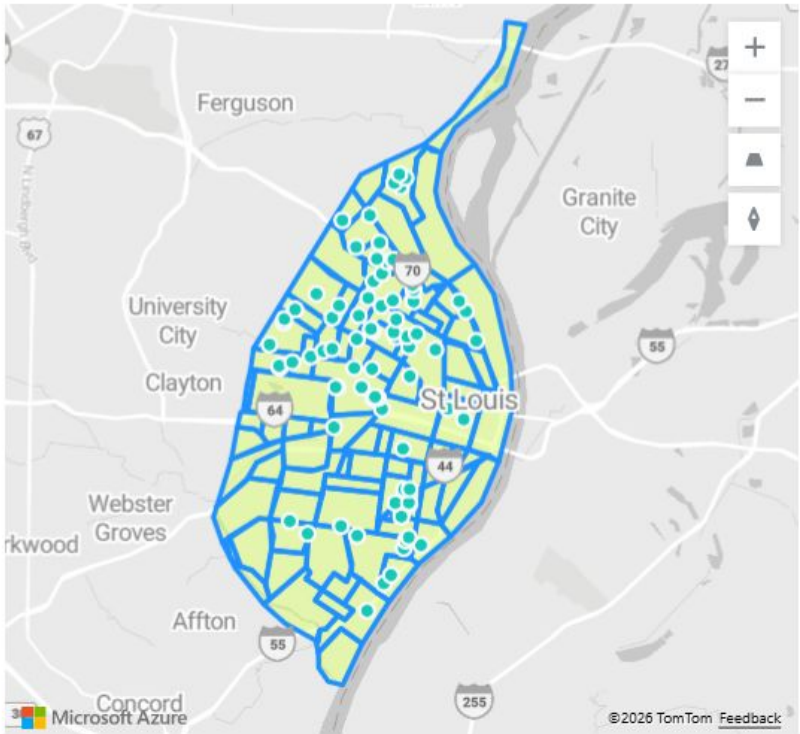
- **Resilience Hubs:** 314 Oasis & Westside Missionary Baptist Church
- **Utility Assistance:** Heat Up St. Louis
- **Legal supports:** Legal Services of Eastern Missouri
- **Food:** HOSCO
- **Behavioral health:** State Crisis Counseling (Show Me Hope) and Better Family Life

# Rental Assistance Recipients Relocation Addresses

## Impacted Addresses

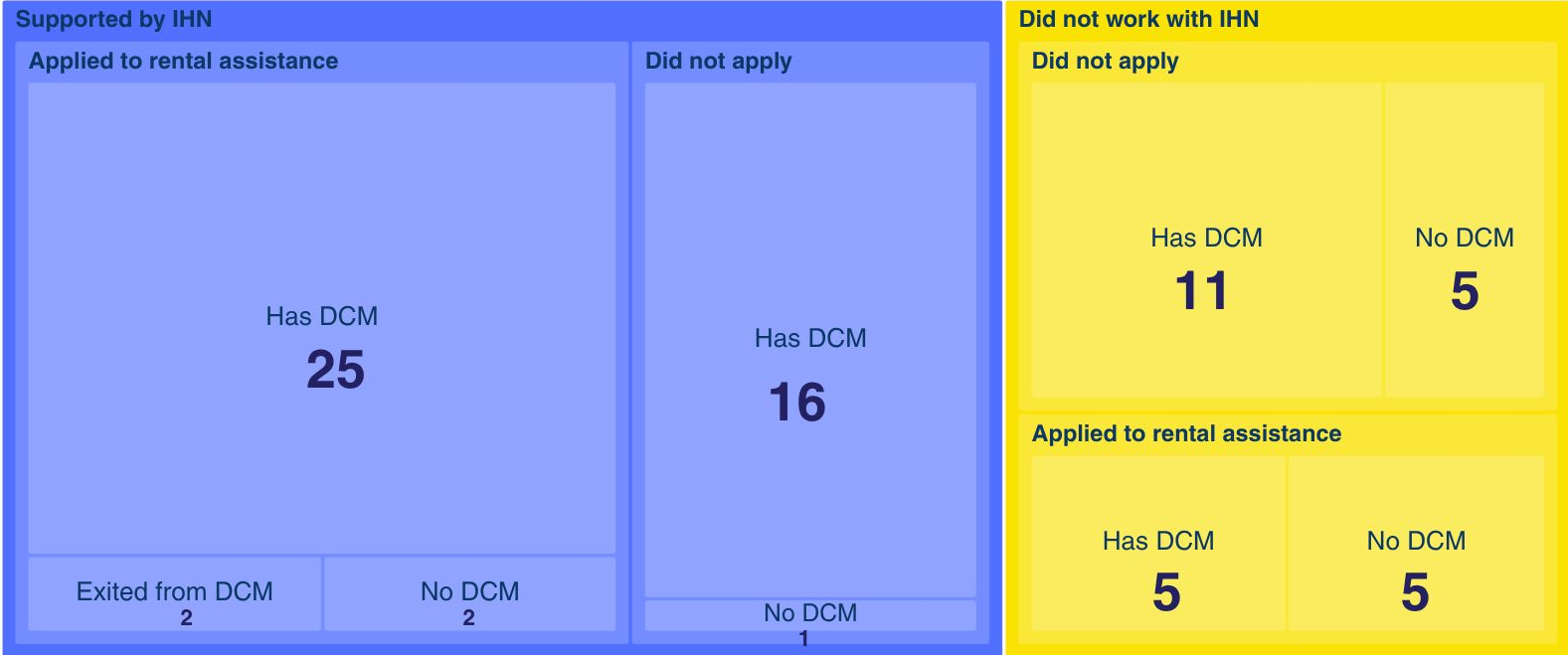


## New Unit Addresses



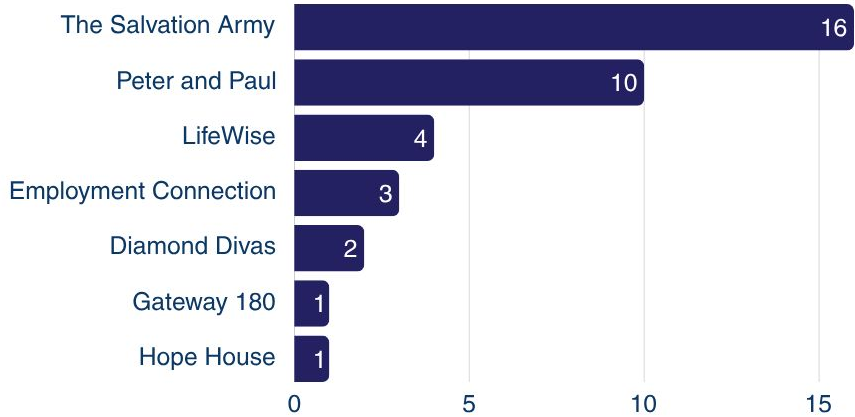
# NCS Housing Ecosystem Navigation Experience

72 households were in the NCS program as of February 1. Of these, 67 were enrolled into Disaster Case Management and 39 applied for rental assistance

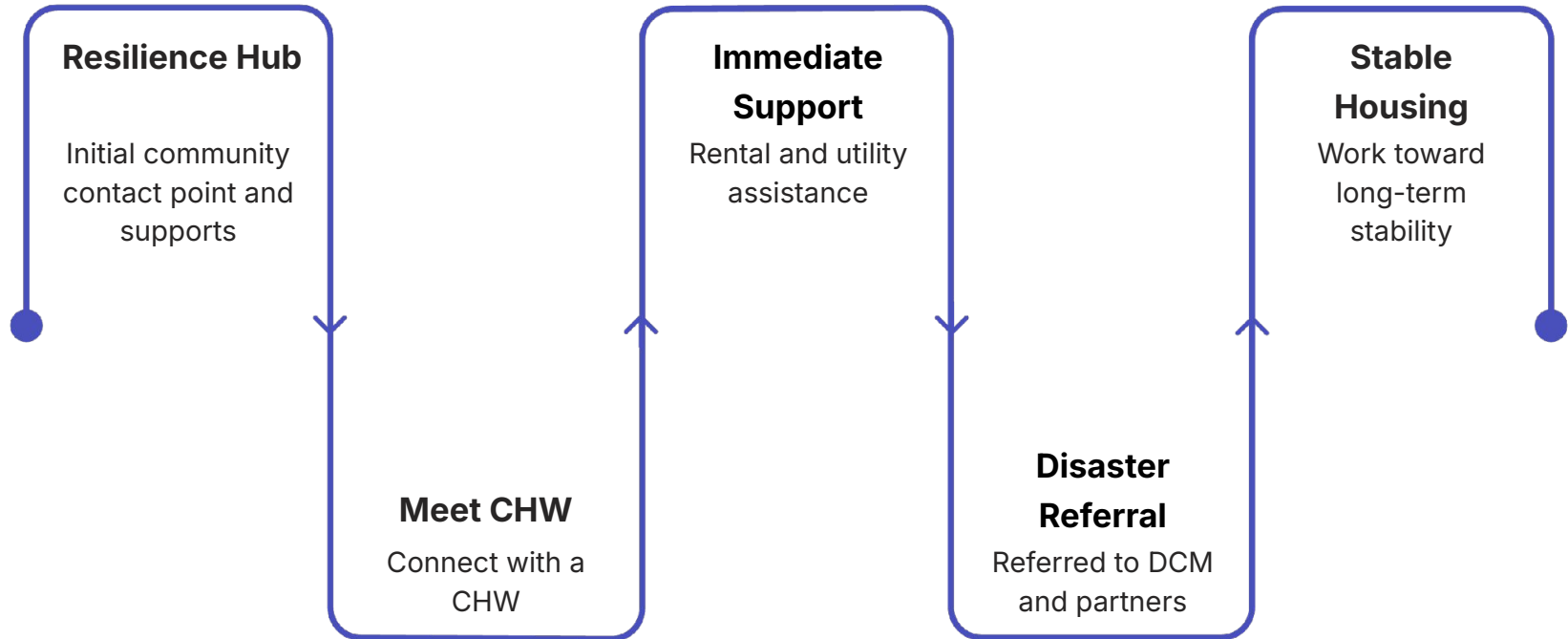


# Closing Transition Outcomes as of March 13<sup>th</sup>

● Continued housing support with partner   ● Self-Determined Outcome   ● Secured SSF Housing   ● Exited for Cause



# Resident Journey: From Entry to Stability



This diagram illustrates one possible journey a resident takes, beginning with initial contact and progressing through various support services to achieve long-term stable housing.

# Key Learnings -> Next Steps of Network Coordination

Many still learning about recovery programs; 41% of Rental Assistance applicants did not apply for FEMA

Residents apply to “STLRecovery,” believing that covers all programs

Residents are asked to prove impact repeatedly, in multiple ways and with varying definitions

Financial need is significant: 60% of rental assistance applicants report incomes of \$20k or less

# Agenda for today

Recovery Office Strategic Updates

Recovered Residents: Network Coordination

**Repaired Properties: Demolition, Debris, Repairs**

Resourced Plans: Funding Update

Next Steps and Questions

# Repaired Properties

## PUBLIC INFRASTRUCTURE RECOVERY

Right-of-Way (ROW) Debris Removal (winding down now)

Streets & Parks Tree Removals

Sidewalk Repairs

Tree Canopy Restoration

**Tetra Tech** - street trees, stumps, sidewalks  
**Forestry & GCC** - long-term planning

## PRIVATE PROPERTY ASSISTANCE APPLICATION

Outreach & Application Processing

Site Assessments & Asbestos Inspection

Program Eligibility & Contract Routing

Contract/Scope Compliance & Documentation

**Tetra Tech** - app review, project tracking, and outreach / call center support

## RAPID REPAIR & WRAP

Rapid Repair

Weatherization, Response and Asset Protection (WRAP - tarps & boards)

**SLS** - construction management

**Local General Contractors**

## DEMOLITION & DEBRIS REMOVAL

State / FEMA Demolitions

**State of MO** Contractors & Monitors

City / SB1 Demolitions

**SLS** - const. mgmt. Local Contractors

Debris & Tree Removal

**AmeriCorps** - debris  
**Hansen's** - trees



# Final Application Summary Requests

2,760

223

201

**Stabilization  
& Repair**

**Demolition**

**Debris  
Only**

*~1,700 potential demolitions in  
tornado zone under review for  
public safety*

# How Properties Are Being Prioritized

Applications helped the City understand the full scale of property damage and repair need across impacted neighborhoods.

**Properties are categorized into three pathways after inspection:**

- **Demolition**
- **Stabilization & Repair**
- **Debris & Tree Work Only**

**Prioritization considers:**

- **Applicant eligibility**
- **Safety risks**
- **Household vulnerability (seniors, children)**
- **Neighborhood stabilization impact**

# What is has been mobilized now?

## RAPID REPAIRS

- **150-200 homes**  
(**\$14M city allocation**)
- Avg of 30 days to completion
- 15 crews / 5-6 general contractors
- **6.5 months to complete (October)**

## DEMOLITION


- **250-275 homes / commercial**
- 100-125 Private (\$10M SB1)
- Avg of 10 days for permit completion
- 10 crews across contractors
- **<5 months to complete (August)**

75-120 additional FEMA/State to be completed (timing not finalized)

# Construction Manager:



- National disaster recovery construction firm
- 55,000+ homes repaired, reconstructed, or replaced nationwide
- High experience in scaled demolition as well
- External expertise with local capacity expansion
- Driving a “local first” approach with scale up of City contractors



# Repair & Demo Contractors

## Current Master Service Agreements



- C Rallo Contracting<sup>☆</sup>
- Universal Build LLC\*
- Prime Pro Solutions\*
- Roanoke Construction
- Hillsdale Demolition\*<sup>☆</sup>
- Jath Construction\*
- Bellon Wrecking<sup>☆</sup>
- BFW Contracting\*

## Soon to Have

- Veteran's Elite\*
- Premier Demolition<sup>☆</sup>
- McGuire Moving

\*MWBE

<sup>☆</sup>Union



# Rapid Repair is a step into full repair focused on safety and preservation

**SHORT-TERM:**

**RAPID REPAIR**

***Safe, Sanitary, Functional***

**2026 - Mid 2027**

**LONG-TERM:**

**FULL SCALE REPAIR &  
RECONSTRUCTION**

**2027+???**

# Rapid Repair Scoping

## Safe, Sanitary, and Functional (Up to \$50k Limit)

### Weather Tight Envelope

- Roof, windows, doors, fully sealed
- Secure exterior door with working locks
- No active water intrusion
- Safe access & egress

### Interior

- Remove and replace all damaged materials, from water or otherwise, such as drywall and flooring that pose a hazard for falling, mold, etc.

### Electrical Safety

- Safe panel and wiring
- Minimum lighting (at least one light per primary room)
- Two functioning outlets (per primary room)
- Working smoke and CO detectors on every floor

### Plumbing

- Clean, running water
- One operational bathroom (toilet, sink, tub/shower)
- One functioning kitchen sink

### Heating and Cooling

- Operational HVAC or mini-split system
- Heat and cooling restored to livable standards

# Rapid Repair Scoping

Tiered Work within \$50k Limit

		Weather Tight Envelope	Interior	Electrical Safety	Plumbing	Heating and Cooling
1	Safe, Sanitary, Functional	✓	Replacing drywall, lights, outlets in ALL damaged rooms.	✓	✓	✓
2	Safe, Sanitary	✓	Replacing drywall, lights, outlets in PRIMARY damaged rooms. Only gutting non-primary rooms.	✓	✓	✓
3	Exterior Only	✓				

# Repair Scoping

## Safe, Sanitary, and Functional

Primary Living Areas

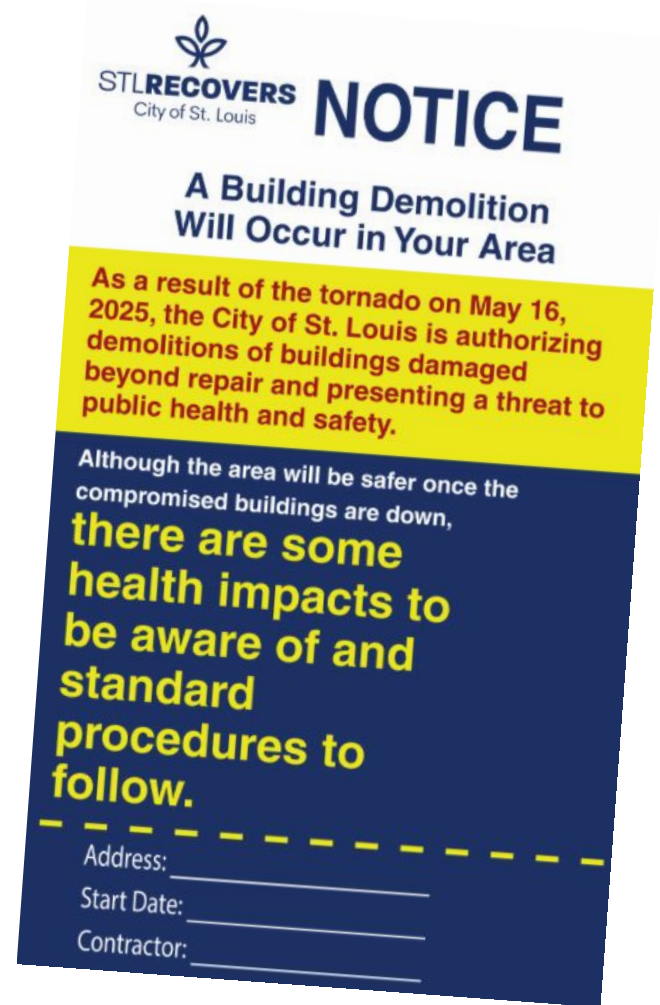


Secondary Rooms



# Demolition Public Health and Safety

- Door hangers
- Water suppression
- Asbestos remediation and disposal
- Third-party monitors
- Exploring partnerships for air monitoring



# Property Recovery: priority focus areas

Priority Focus	Context and next steps
<b>Rapid Repair &amp; WRAP</b>	<ul style="list-style-type: none"> <li>● 150-200 complete by October</li> <li>● First 100 properties assigned to Rapid Repair; remaining to be finalized in next 1-2 weeks               <ul style="list-style-type: none"> <li>○ First permits being issued this week</li> </ul> </li> <li>● WRAP now as a subset of Rapid Repair for waitlist with enhanced tarps</li> <li>● Identifying additional services available to repair waitlist applicants</li> </ul>
<b>City-Led: Emergency</b>	<ul style="list-style-type: none"> <li>● Acceleration of contracting for highest-risk properties at risk of collapse and adjacent to occupied homes <i>throughout April and May</i></li> </ul>
<b>Demolition</b>	<b>City-Led: Private FEMA Ineligible</b> <ul style="list-style-type: none"> <li>● \$10M SB1 pilot with State approved for FEMA-ineligible properties</li> <li>● &gt;100 properties submitted to State for approval               <ul style="list-style-type: none"> <li>○ 56 approved and undergoing permitting</li> </ul> </li> <li>● First 2 demolitions under new process tested last week</li> </ul>
	<b>City-Led: Public LRA (SLDC)</b> <ul style="list-style-type: none"> <li>● Prioritizing &amp; contracting ~100-150+ LRA demos to be complete by Sept</li> <li>● Funded from \$7M+ in DED ARPA allocations</li> </ul>
	<b>State-Led: Private FEMA-Eligible</b> <ul style="list-style-type: none"> <li>● City continues to submit packets to the state for review and demolition (74 in State pipeline; reviewing under new FEMA clarifications)</li> <li>● State will contract demolitions and monitoring/inspections (timing TBD)</li> </ul>

# Agenda for today

Recovery Office Strategic Updates

Recovered Residents: Network Coordination

Repaired Properties: Demolition, Debris, Repairs

**Resourced Plans: Funding Update**

Next Steps and Questions

# Updates on Recovery Office Funding

- **Clarity on Federal and State funding** reduced from \$256M to \$186M
- **Began deploying \$10M SB1 pilot for Demolition and \$14M for Rapid Repair/WRAP**
  - 60+ days from start of house to invoicing
  - 30 days for project completion, 30+ days invoicing and payment
- **Awarded 14 contracts for \$10.6M in March 4 E&A (\$2.3M BBs + \$8.3M reimbursable (1103)**
  - **97% of \$47.5M available BB funds awarded; \$1.2M available** and held for flexible needs
- **\$2.6M spent in March vs \$2.3M projected** driven by winter sheltering and rental assistance; some delays on \$1.5M+ in invoicing due to invoice clarifications/corrections
  - ROE/HSA, Home Repair, VUT payouts will drive significant April - June spending
- **Funding sufficient through mid-June but will require additional funding after** from City, State, and Federal partners to continue efforts

# Reminder: Budgeted Funding by Source & Priority Area

Funding Source	Recovered Residents	Repaired Properties	Rejuvenated Neighborhoods	Administrative/ Emergency	Total Allocated/ Spent
City Reimbursable Spending (1103) (FEMA Public Assistance)	-	\$30.4	-	\$13.4	<b>\$43.8</b>
Other Federal & State Funds: ARPA, CDBG-DR, CDBG, DED, MSD, HUD PRO Housing Grants	\$1.4	\$19.8	\$14.7	-	<b>\$35.9</b>
<b>Rams Settlement Interest (BB 31)</b>	<b>\$13.0</b>	<b>\$16.0</b>	-	<b>\$1.0</b>	<b>\$30.0</b>
<b>Rams Settlement Interest (BB 93/94) + Gen Operating Reserve Funds (BB 95)</b>	<b>\$11.1</b>	<b>\$2.6</b>	-	-	<b>\$13.7</b>
<b>ARPA Interest Allocation (BB157)</b>	-	<b>\$3.8</b>	-	-	<b>\$3.8</b>
<b>State Allocated to City (SB1, MHDC)</b>	-	<b>\$11.0</b>	-	-	<b>\$11.0</b>
<b>Total City Funds Allocated/Spent</b>	<b>\$25.5</b>	<b>\$83.6</b>	<b>\$14.7</b>	<b>\$14.4</b>	<b>\$138.2</b>
Federal Individual Assistance	\$45.0	-	-	-	\$45.0
State MHDC and Crisis Counseling	\$3.2	\$1.3	-	-	\$4.5
Federal/State (SB1/FEMA - PPDR and Unallocated Demolition & Debris)	-	\$176.0	-	-	\$176.0
<b>Total Federal and State Funds</b>	<b>\$48.2</b>	<b>\$177.3</b>	-	-	<b>\$225.5</b>
<b>Total Funds</b>	<b>\$73.7</b>	<b>\$260.9</b>	<b>\$14.7</b>	<b>\$14.4</b>	<b>\$363.7</b>

# More than 97%\* of budgeted BBs contracted; ~\$1.2M\* in BBs funds remaining available for award

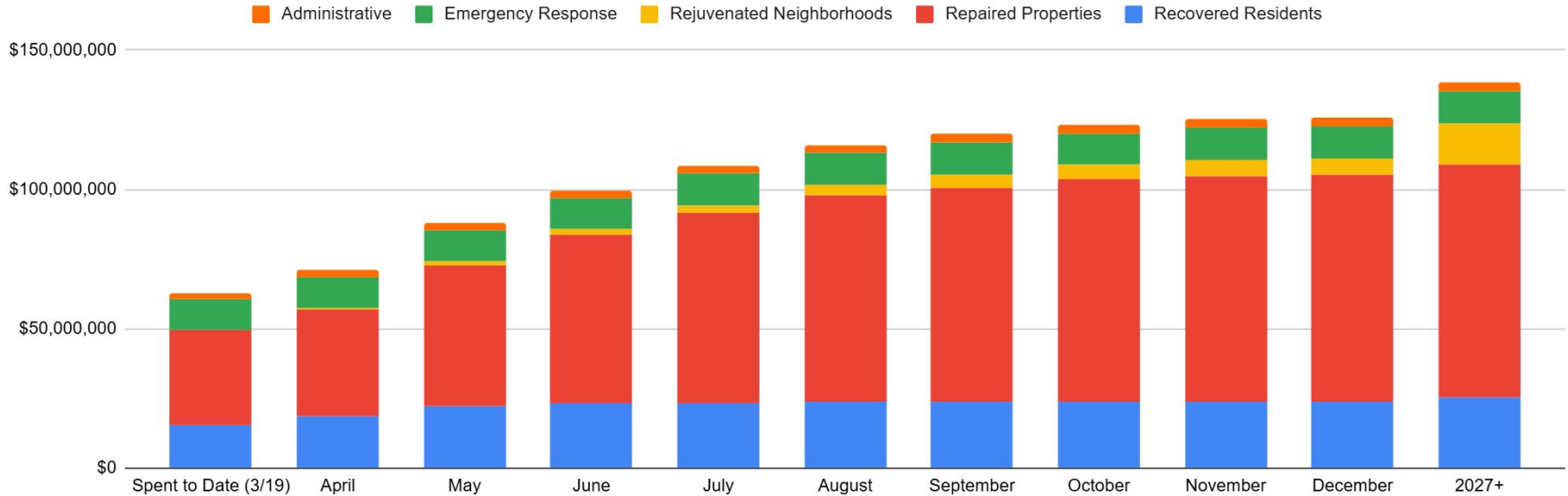
Funding Source	Budget	E&A Award	Actual Award	Available for Award	Contracted	Spent
Rams Settlement Interest (BB31)	\$30.0	\$30.4	\$29.0	\$1.0	\$24.0	\$13.1
Rams Settlement Interest (BB 93 & 94) + General Operating Reserve Funds (BB95)	\$13.7	\$13.5	\$13.5	\$0.2	\$12.5	\$4.0
ARPA Interest (BB157)*	\$3.8	-	-	\$3.8	-	-
<b>Total BBs 31, 93, 94, 95</b>	<b>\$47.5</b>	<b>\$43.9</b>	<b>\$42.5</b>	<b>\$5.0</b>	<b>\$36.5</b>	<b>\$17.1</b>

\* While not yet awarded, \$3.8M ARPA Interest to be added to SLS Home Repair contract

**\$1.2M remains to be awarded and will be retained for unexpected needs**

# City Controlled Spend\* Forecasted Spend Down

(spending to date as of March 19, 2026)



Focus has been emergency response, debris removal, and resident supports;  
major shift to FEMA-ineligible demos and Home Repair

\* City controlled spend of \$138M comprised of funding from BBs 31/93/94/95/157, Other Funds (CDBG, ARPA, HUD, DED), Funds allocated to the City by the State (SB1, MHDC), and FEMA PA reimbursable spend

# FEMA exposure after considering \$26.7M Jan & Feb Obligations

<i>(Amounts in 000s)</i>	Est Reimb	FEMA Exposure
<b>End of Feb</b> (1103 Consumption: \$29,765 less \$107 FEMA reimb)	-	\$29,658
<b>March Reimbursements</b> Confirmed with SEMA and in Process	\$8,784	\$20,874
<b>April Forecasted Reimbursements</b>	\$4,849	\$16,025
<b>May - June Forecasted Reimbursements</b>	\$6,426	<b>\$9,599</b>

- Excluded from forecasted Reimbursements Due to Uncertainty with DHS / FEMA shutdown:
  - \$4.6M submitted to FEMA in February (\$3.4M federal Share)
  - \$5M+ for ROW Debris Removal to be submitted to FEMA in April (\$3.8M federal Share)
- At Disaster Closeout (early to mid-2027), the City is estimated to receive:
  - Credit for **Donated Resources**, which reduces City's cost share (~\$2.9M)
  - Reimbursement of 100% of the **Cat Z Grant Management Costs** (~\$2.1M)
  - **State 10% match** (\$4M - \$5M)
- Net **City Share estimated to be \$4M - \$6M**
  - Reminder: \$5M was appropriated to Fund 1103 for the emergency shortly after the tornado



# Note on existing Recovery Office Funding

- Recovery Office has **sufficient funds through June**; additional funding package needed in June
- **Success for continued operations over next few months** dependent on a few factors:
  - Deploying MHDC \$1M Home Repair funds; additional allocations available
  - Federal FEMA and state SB1 funding and demolition mobilization; First SB1 Pilot demos March 20
- Majority of **additional costs in demolition, debris removal, hazardous tree removal, and sidewalk repairs is reimbursable** from SB1, FEMA PA, or MHDC
  - Plan to wrap-up spending against the Tornado Recovery account (1103) over the next few months

# Look ahead priorities

- **Mobilize new awarded vendors for:**
  - Hazardous Tree & Stump Removal
  - Sidewalk Repair
- **Award City contract** for FEMA-eligible Demo & Debris Removal
- Execute **\$10M SB1 pilot** for demolition and **\$14M for Rapid Repair / WRAP** with SLS and Tetra Tech
- Secure **additional funds for next wave of demolition and repairs** (State SB1 DPS, State SB1 MHDC, City Rams, Philanthropy)

# Agenda for today

Recovery Office Strategic Updates

Recovered Residents: Network Coordination

Repaired Properties: Demolition, Debris, Repairs

Resourced Plans: Funding Update

**Next Steps and Questions**

# QUESTIONS?



# Appendix/Exhibits

# Recovered Residents (BB31/93/94/95/157): United Way as Fiscal Agent *(amounts in 000s)*

Item	Awarded	Contracted	Sub-Awards	Subawards Remaining	Contracted Entity	Next Steps
<b>Nonprofit Emergency Reimbursement Support</b>	\$2,465	\$2,465	\$2,465	–	United Way → 49 nonprofits	Closed
<b>Disaster Case Mgmt (DCM)</b>	\$2,345	\$2,345	\$2,345	–	United Way → <b>Catholic Charities, LifeWise, HOPE, Salvation Army</b>	Closed
<b>Unmet Needs</b>	\$942	\$942	\$942	–	United Way → Allocated by DCMs	Closed
<b>Legal Support</b>	\$727	\$727	\$727	–	United Way → <b>Legal Services of Eastern Missouri</b>	Closed
<b>Hunger Relief</b>	\$450	\$450	\$450	–	United Way → <b>HOSCO Shift Inc.</b>	Closed
<b>Behavioral Health</b>	\$193	\$193	\$193	–	United Way → <b>Better Family Life</b>	Closed
<b>Resource Hubs: Phase 1</b>	\$199	\$199	\$199	–	United Way → <b>314 Oasis</b>	Closed
<b>Resource Hubs: Phase 2</b>	\$821	\$821	\$821	–	United Way → <b>314 Oasis, Westside Missionary Baptist Church</b>	Closed
<b>Other Unallocated</b> (City determining focus)	\$812	\$812	–	\$812		Allocate remaining funds: ID support, additional case mgmt (CCSTL, LW, IHN)
<b>United Way Admin Fee</b>	\$546	\$546	\$546	–	<b>United Way</b>	Closed
<b>United Way Total</b>	<b>\$9,500</b>	<b>\$9,500</b>	<b>\$8,688</b>	<b>\$812</b>		

## Recovered Residents (BB31/93/94/95/157) (continued) *(amounts in 000s)*

Item	Award	Contracted	Contracting	Contracted Entity	Next Steps
Utility Assistance	\$250	\$250	–	Heat Up St. Louis	Closed
Distribution of Supplies	\$1,200	\$1,200	–	Diamond Divas	Closed
Purchase of Supplies	\$300	\$300	–	Various Vendors	Spent as needed
Resource Distribution Center	\$133	-	\$133	Glarus, LLC	6 month-lease thru Sept 15, 2026
Winter Shelter Operations	\$6,914	\$6,514	\$400	Tetra Tech (\$1,300), SLS (\$3,400), Peter & Paul Community Services (\$2,000), Supplies	Funds remaining for supplies (food, porta potties, propane) and winter shelter operations
Rental Assistance	\$4,000	\$4,000	–	FORWARD	Closed
Housing Navigation	\$55	\$55	–	Tower Grove Community Development Corporation	Closed
Impacted Tenants Fund	\$1,000	\$1,000	–	Employment Connections	Closed
Housing Case Management	\$539	\$539	–	Red Cross (\$87) & St Louis Integrated Health Network (\$452)	Closed
<b>Non-United Way Total</b>	<b>\$14,391</b>	<b>\$13,858</b>	<b>\$533</b>		
United Way Total	\$9,500	\$9,500	–		
<b>Total Recovered Residents</b>	<b>\$23,891</b>	<b>\$23,358</b>	<b>\$533</b>		

**Budgeted: \$24.1M (\$0.2M remaining for award)**

## Repaired Properties (BB31/93/94/95/157) *(amounts in 000s)*

Item	Awarded	Contracted	Contracting	Contracted Entity	Next Steps
Home Repair	\$10,700	\$6,900	\$3,800*	Mission St. Louis/CDA (\$2,050) & SLS (\$8,650)*	Work Ongoing
Vacant Unit Turns	\$3,037	\$20	\$3,017	20 various contracted entities	CDA/AHC finalizing contracts with organizations; work on turns has already begun based on E&A letter
Debris Removal - ROE/HSA	\$7,003	\$5,000	\$2,003	TetraTech (\$6,200), Looks Great Services (\$750), Professional Environmental Engineers (\$53)	Work Ongoing
Debris Removal - Community Support	\$648	\$400	\$248	R&R (\$150), Americorps (\$348), Purchase 2 stump removers (\$38), Urban League (\$30)	Work Ongoing
<b>Total Repaired Properties</b>	<b>\$21,388</b>	<b>\$12,320</b>	<b>\$9,068</b>		

**Budgeted: \$22.4M (\$1.0M remaining for award)**

\* While not yet awarded, \$3.8M ARPA Interest to be added to SLS Home Repair contract

## Recovery Office / Administration (BB31/93/94/95/157) *(amounts in 000s)*

Item	Awarded	Contracted	Contracting	Contracted Entity	Next Steps
Recovery Office Staffing	\$817	\$817	–		
Recovery Office Capacity Support	\$230	\$50	\$180	KSG (\$125), Tulipan Solutions (\$105)	
<b>Total RO / Administration</b>	<b>\$1,047</b>	<b>\$867</b>	<b>\$180</b>		

**Budgeted: \$1.0M (None remaining for award)**

## TOTAL

Item	Actual Awarded	Contracted	In-Contracting	Contracted Entity	Next Steps
Total Recovered Residents	\$23,891	\$23,358	\$533		
Total Repaired Properties	\$21,388	\$12,320	\$9,068		
Total RO / Administration	\$1,047	\$867	\$180		
<b>TOTAL</b>	<b>\$46,326</b>	<b>\$36,545</b>	<b>\$9,781</b>		

**Budgeted: \$47.5M (\$1.2M remaining for award)**

# Board Bills: spend is expected to drastically increase as Home Repair Operations ramp up in April

(as of March 19, 2026)

## Cumulative Cash Spend Forecast (City BBs)

